

UDA 3
MY HOUSE TO LET
4 ore

HOME SWEET HOME



1 WARM UP

Match the words and pictures of furniture that you have in your home.

a chair

a desk

a lamp


a mirror

an armchair

a table

a wardrobe

shelves




1



2




3



4




5



6



7



8

Which thing(s) do you ...

sit on?

use at night?

keep things in or on?

use to get ready in the morning?

do your homework at?

2 Listening

Listen to Andy's house tour and write the furniture he talks about in order, 1-8.




my_home_be.mp3

FURNITURE	ROOM
1.	
2	
3	
4	
5	
6	
7	
8	
9	
10	

Listen again and write the name of the room next to the furniture

Look at the pictures of Andy's house. Which other rooms have lamps, armchairs and shelves?



3 Language point

Study the sentences below.

- **There are** two armchairs in this room.
- **There is** also a lamp because I like to read in the evenings.

We use **there is/there are** to say something exists in a place.

Cross out the incorrect answers about the sentences:

1. We use **there is/there are** with singular nouns.
2. We use **there is/there are** with plural nouns.

We can ask questions and reply with short answers

- **Is there** a lamp in the kitchen? **Yes, there is.** / **No, there isn't.**
- **Are there** shelves in the living room? **Yes, there are.** / **No, there aren't.**

We also often use **prepositions** with **there is/are** to explain where something is:

- There is a mirror **in** the room **next to** the bed.
- There are shelves **on the right/left**.
- There is a table **behind/in front of** the sofa.

We usually make a contraction with the singular form when we speak - *There's a chair*. We cannot make contractions with the plural form.

(We don't say: *There're shelves*.)

We usually make contractions for short negative answers: *No, there isn't*. We cannot make a contraction for a short positive answer - *Yes, there is*.

(We don't say: *Yes, there's*).

4. Practice

Choose the best answer to complete the sentences about a room.

1. There is a big bed **at** / **in** / **of** the room.
2. There **are** / **be** / **is** shelves on the left.
3. **It** / **There** / **This** is a clock on the wall.
4. There is a desk **after** / **left** / **next to** the bed.
5. There is a desk on **a** / **side** / **the** right.
6. There is a chair in front **for** / **of** / **to** the desk.
7. **Are** / **Does** / **Is there an** armchair?

Try to remember what Andy said about his house and write down the missing words. You can look at the picture to help. Listen again to check your answers.

Hello, I'm Andy and I'd like to show you my house. Please come in! Let's start in the living room. There _____ 1 two armchairs in this room - I always sit in this one and my wife sits in that one.

_____ 2 is also a lamp because I like to read in the evenings. This is the kitchen and we also use it as a _____ 3 . There is a big table here in 4 _____ of the window. There are two chairs as well. Now let's go to the 5 _____ . My wife is a lawyer and she works from home. There

_____ 6 a big desk for her computer and _____ 7 the desk there are

8 _____ where she keeps her books and papers.

Finally, I'll show you our bedroom.

9 _____ to the bed there is a mirror and

10 _____ the right there is space for our clothes in a big wardrobe.

5. Speaking

Work in A/B pairs to practise the vocabulary and grammar from this lesson in a picture dictation.

A and B will each look at a different picture.

First A will describe his/her picture to B. B cannot see A's picture; he/she has to listen and draw the room from the description. B can also ask questions. After 5 minutes, stop and check, and then change places.

Example:

A: This is a sitting room. There is a big sofa on the right.

B: Is there a lamp next to the sofa?

A: No, there isn't.

PICTURE A



PICTURE B



6. WRITING

Write a short description of your house. Take Andy's house tour as an example.

Transcripts

2. Listening and Practice

Andy: Hello, I'm Andy and I'd like to show you my house. Please come in! Let's start in the living room.

Andy: There are two armchairs in this room - I always sit in this one and my wife sits in that one. There is also a lamp next to my chair because I like to read in the evenings.

Andy: This is the kitchen and we also use it as a dining room. There is a big table here in front of the window. There are two chairs as well.

Andy: Now let's go to the study.

Andy: My wife is a lawyer and she works from home. There is a big desk for her computer and behind the desk, there are shelves where she keeps her books and papers.

Andy: Finally, I'll show you our bedroom.

Andy: Next to the bed, there is a mirror and, on the right, there is space for our clothes in a big wardrobe.